


Rafic Hariri International Airport – Beirut

THE YEARLY INDICATOR OF COMMERCIAL AIR TRAFFIC FOR YEAR 2019



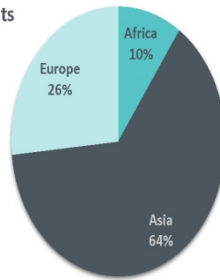
Ref: SP4/2020

The yearly evolution of aviation sectors

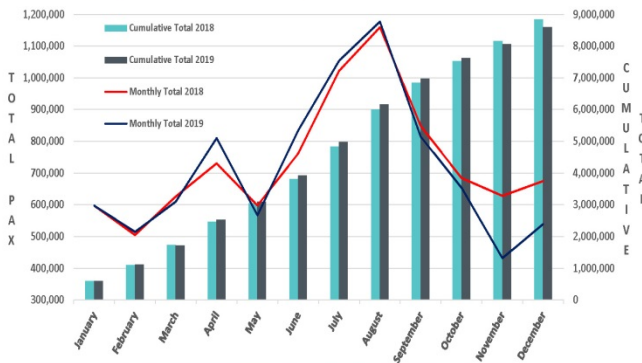


The yearly distribution of passengers by continents

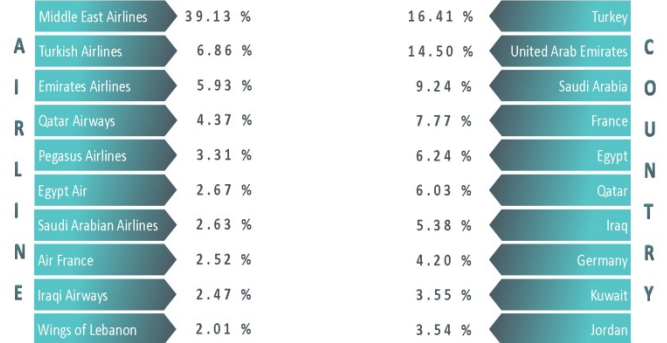
With the experienced drop in the total number of passengers, Asia and Africa showed a decrease as well, by 2.1 % and 8.7 % respectively, while Europe presented an increase of 1.9 %, between 2018 and 2019.



The monthly distribution of passengers



The yearly distribution of passengers by airlines and countries



Yearly miscellaneous Information

44 % - 56 %

Freight Export – Import Ratio

22 % - 78 %

Mail Export – Import Ratio

120

Average passengers per flight

49.7 % - 50.3 %

Passengers Arrival – Departure Ratio

48 % - 52 %

Passengers Night – Day Ratio

46 % - 54 %

Flights Night – Day Ratio

Hourly distribution of air passengers

